

## **MOUNTING INSTRUCTIONS**

The user is responsible for proper installation and use of this dispenser. For best results, mount the dispenser level and on a flat surface.

**Equipment Needed:** Measuring Tape, Level, Screwdriver, Eye Protection, Pencil, Drill and Drill Bit, Appropriate Mounting Fasteners

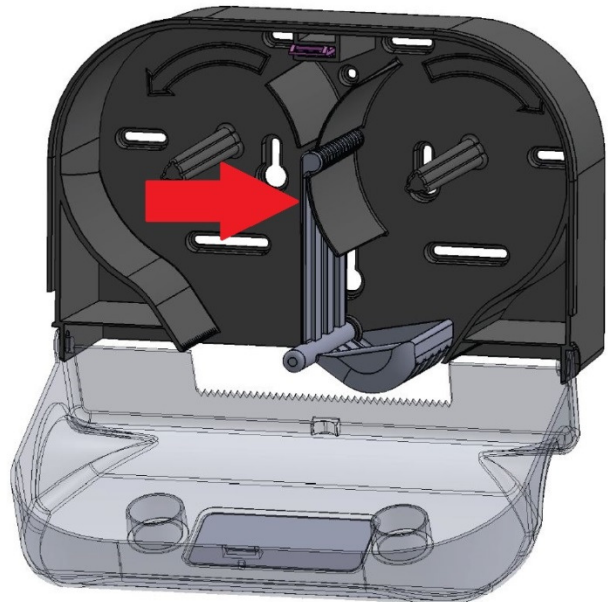
1. Position the unit on wall with front cover open. Use a pencil to mark mounting locations through the holes on the back of the unit. Make sure unit is level before marking holes.

**WARNING: Proper function of this dispenser requires level mounting.** Use mounting holes closest to the outer edges for best results.

2. Drill the marked spots on the wall with an appropriate sized drill bit for the wall material and mounting hardware.
3. To complete the installation, use mounting hardware appropriate for the wall on which the dispenser will be mounted. A flat washer should be used between the head of the fastener and the inside of the dispenser.

## **PAPER LOADING**

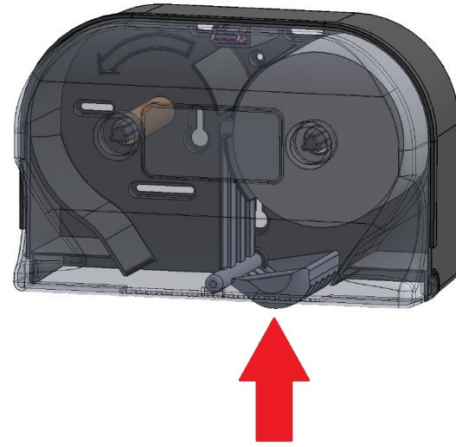
1. Open cover and place Roll Lockout in upright position
2. Load paper rolls and orientate so that paper comes off toward outside of unit
3. Feed paper on left roll through opening in the bottom of unit
4. Close the front cover



Roll Lockout in upright position

## USING THE DISPENSER

Once the paper is loaded, simply pull the exposed sheet and tear as needed. When first roll empties, push up on the exposed Roll Lockout until it falls out of the way, allowing access to the second roll. (NOTE: Roll Lockout will not allow access to second roll until the roll on the left is depleted)

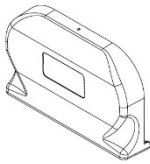


Push up here to access second roll

## TROUBLESHOOTING

Most problems can be corrected by opening the unit and re-loading paper. If problems persist, contact RedDot Brands at 844.788.9564 or [support@reddotbrands.com](mailto:support@reddotbrands.com).

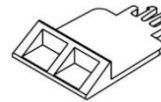
### Replacement Parts



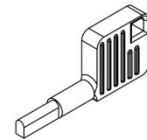
Front Cover (9002)



Roll Lockout (9003)



Lock Finger (9404)



Key (3523)

RedDot Brands  
[support@reddotbrands.com](mailto:support@reddotbrands.com)  
844.788.9564

9004 REV C